

MetService Online Advertising Technical Specifications

AUGUST 2022

CONTENTS

1	CROSS-PLATFORM ADVERTISING	2
2	MOBILE & TOWNS APP ADVERTISING.....	4
3	DESKTOP & TABLET ADVERTISING	5
4	SWELLMAP ADVERTISING	9
5	OTHER APPS	9
6	EMAIL ADVERTISING	10
7	DEADLINES & FORMATS.....	11
8	BOOKINGS, PRICING & TRAFFICKING	13



1 Cross-Platform Advertising

Advertisements which are available across **mobile**, **desktop** and **app** platforms.

Medium Rectangle (Mrec)

- Dimensions: 300x250 pixels
- Max file size: 80kb
- Format: 3rd party redirects, .png .jpg or .gif (No transparency), HTML5
- Must follow CPU guidelines

Video – In-banner

- File size: 150kb Initial, then up to 1.5mb via polite loading
- Sound: User initiated
- Video duration a maximum of 30 seconds
- Video content must not loop, and can be re-initiated by a replay button
- The video or video player should have obvious "play/stop" and "mute" buttons
- Auto-play video on page load is allowed, but sound must be off.
- Must be 3rd party ad served
- Dimensions – 300x250 (300x600 & 760x120 *are desktop only*)
- Max of 3 creatives per placement

Deadline 5 working days prior.

Video (Mrec)

Video that plays inside the mrec space on desktop, app or mobile. It will autoplay and any sound will be muted by default. (user initiated.)

Please supply a video file with the following specifications:

- Max file size: 5mb
- Format: .mp4, .mkv
- Sound: Accepted (User initiated)
- Max video duration: 30 seconds
- Dimensions: 300x250
- A backup 300x250 .png – this will show while video is loading in background.

Deadline 5 working days prior.



Tiles

- Dimensions: 320x90 pixels
- Format: .png .jpg or .gif
- No transparency, static images only, no animation
- Max file size: 25kb
- No 'auto-scroll'
- Must follow CPU guidelines
- Max of 3 creatives per placement

Native

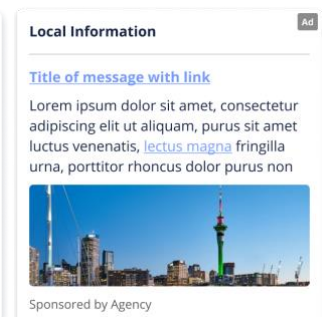
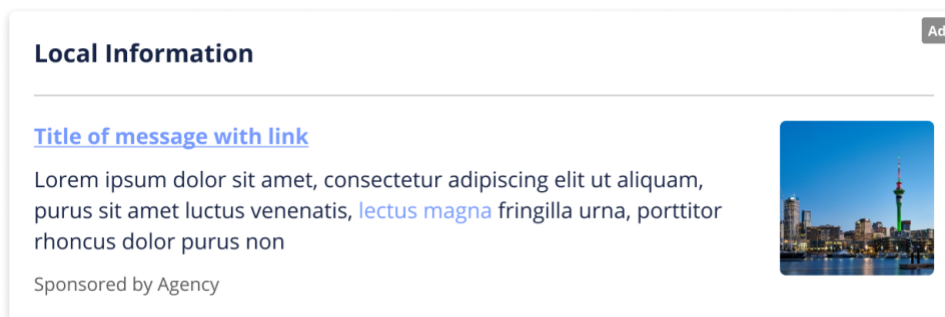
Native placement middle of page on mobile and desktop website platforms. (App not available at this time).

Please note: Only available for Councils and government agencies.

For this placement please provide the following:

- Title: Max 30 characters
- URL: All elements will be clickable using this link.
- Body text: 160 Characters or maximum of 4 lines on mobile view (example below right)
- Images: 2 supplied –
 - 1 square shaped for desktop, min size 500x500 px, and
 - 1 rectangular shaped, min size 1000x280 (25:7 ratio) for mobile.
 - .jpg or .png
- A brought to you by/sponsored message or website URL to display at bottom (see small text in below examples).
- Optional: Third-Party Impression trackers/ Click tracker

Desktop (left) and Mobile (right) examples:



Deadline 2 weeks' notice, and the creative must be received no later than 5 working days before the commencement of the advertisement.

2 Mobile & Towns App Advertising

Advertisements which are available across the **mobile website** and **app** only in addition to cross-platform list.

Interstitial (OLI)

Full Page 320x460px on first view, with a supporting standard 300x250px mrec on close.

- Dimensions: 320x460px & 300x250px
- 320x460 must be .jpg, .png or .gif Images due to creative template.
- 300x250 can be .jpg, .png or .gif Images or 3rd party ad served (Full Specs Page 1)
- Background must be opaque
- Can be click and impression tracked
- Loading: On page load
- Delivery: 3 working days

Expanded interstitial full page creative auto closes after 7 seconds.

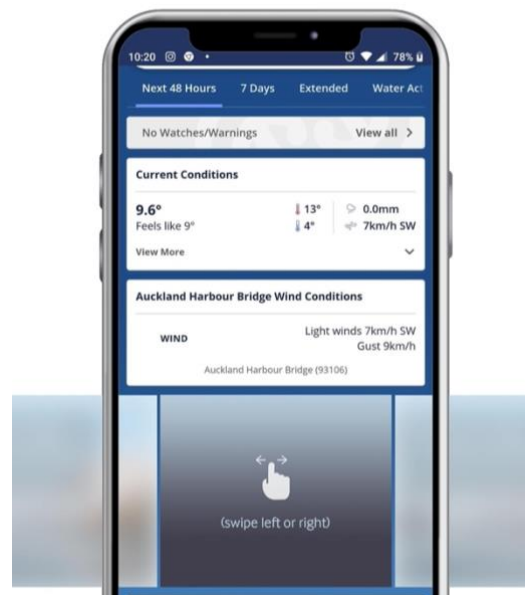
Mobile Carousel

Carousel is an in-house build format for mobile and app devices. It maximizes screen real-estate by combining multiple images into a single ad. They contain up to 6 single images that can be swiped through by users on mobile.

A brief overlay message will appear on image tell user they can swipe left or right (infinitely). – See image right for e.g.:

Carousel specifications:

- Dimensions 300x250px
- Static images only– gif, png or jpg files (no transparency)
- Max 80kb per image
- Please supply 4, 5 or 6 images
- URL – 1 URL per image (can be same or different)
- **Note: Android App supports auto start only**



3 Desktop & Tablet Advertising

Advertisements which are available across the **desktop** platform only in addition to the cross-platform formats .

Half-page

- Dimensions: 300x600 pixels.
- Max file size: 150kb
- Format: Third party redirects, .png .jpg or .gif (No transparency)
- Must follow CPU guidelines
- Max of 3 creatives per placement

Billboard

- Dimensions: 970x250 pixels (*Different sizes when part of a takeover*)
- Max file size: 200kb
- Format: 3rd party redirects, .png .jpg or .gif (No transparency)
- Must follow CPU guidelines
- Max of 3 creatives per placement

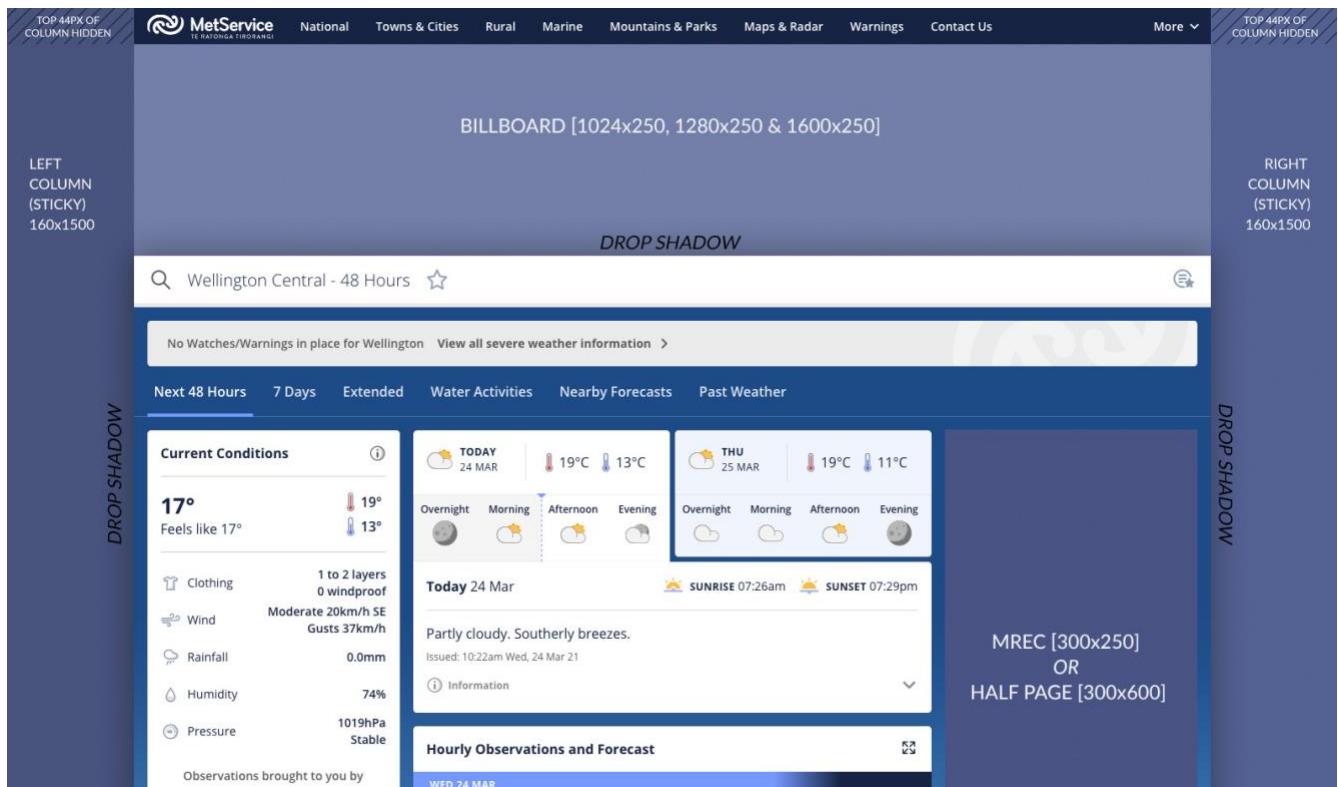
Monster Billboard

- Dimensions: 1280x250, 1600x250 & 1024x250 pixels – please provide all.
- Max file size: 300kb
- Format: 3rd party redirects, .png .jpg or .gif (No transparency)
- Must follow CPU guidelines
- Max of 3 creatives per placement



Full Page takeovers (PTO)

Takeover the entire page/section of site. There are 3 parts to a Page Takeover:



Left and right skins:

Please provide separate left and right skins at the dimensions listed below:

- Dimensions: 160x1500 px
 - All images, texts and logos must sit **below 44 pixels**, as this will be hidden by the top navigation bar when at the top of the page before scrolling
 - Please move any imagery that needs to line up with the takeover banner/takeover billboard down by 44 pixels to accommodate the navigation bar
 - Drop shadow added on both skins from 295px from the top of left and right skins (template provided, example below).
 - CTA wording on side panels recommended to be on the top half of the skins; below that many users may miss this information due to a smaller screen sizes.

Note: Skins are not viewable on browsers less than 1280px wide & some widths may partially hide skins.

Top clickable banner

To accommodate for different responsive resolutions, please provide 3 banner sizes for either

- Monster Billboard: 1024x250, 1280x250, AND 1600x250 (*Billboard specs apply*)
 - *Drop shadow added* on lower edge of banner/billboard (template provided, example above).



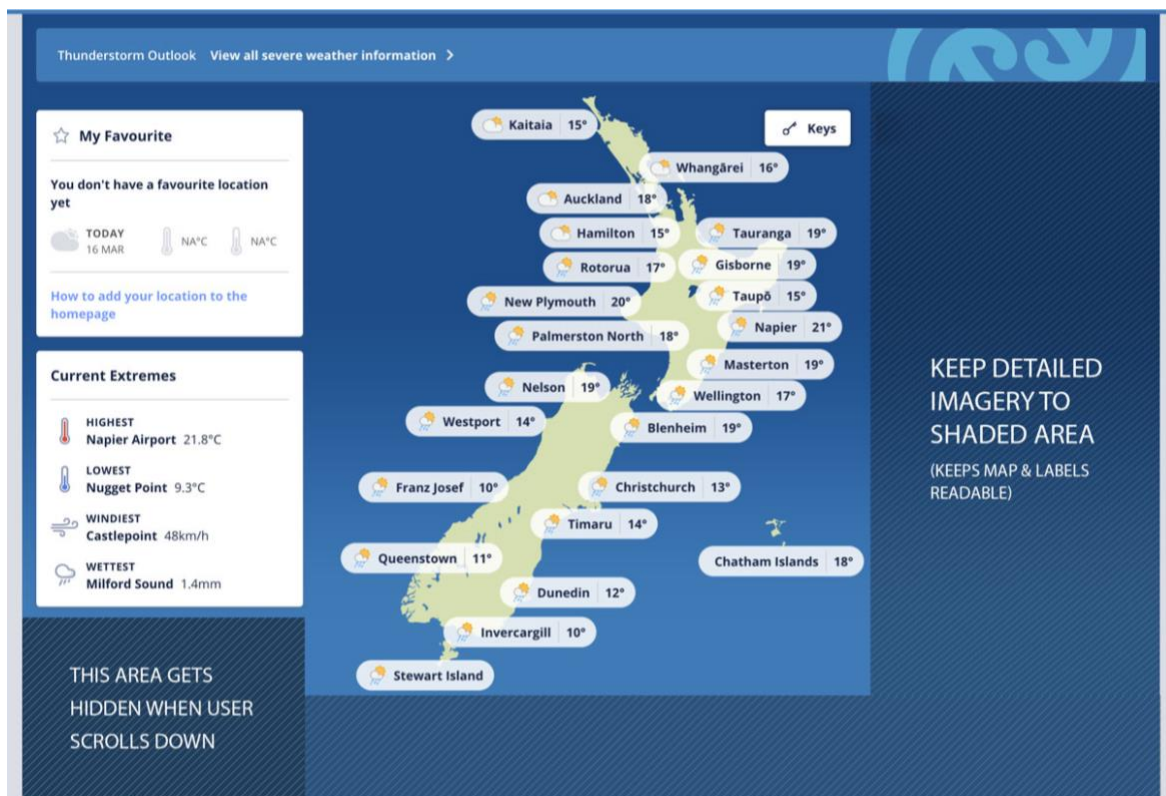
Mrec or Half-page

- Mrec and half page specs apply.
- *Please note this position is not fixed, and will scroll with the page*

Full page takeovers must be received at least 5 working days before go live date.

Homepage Background(s)

The background behind the New Zealand map on the homepage/section homepages of metservice.com, can either be a static image or video.



- **Background Format (static):**
 - File Formats: Photoshop (.psd) or/and jpg/png/gif.
 - Background image dimensions: 1280x792 & 1600x792px
We can supply photoshop templates to assist designing the creative.
- **Background Format (animated):**
 - Animation allowed: css or gif on top of static background image
 - No looping
 - Duration: 5 seconds maximum
 - Must not interfere with map
 - Refer to imagery guide (see image page 9) for areas in which can feature an animation
 - Max file size: 400kb



- **Background Format (video):**
 - Video format: .mp4 (h264) & .webm,
 - Maximum 5 seconds duration,
 - File size: Max 2MB per video file,
 - Dimensions: 1280x792 & 1600x792
 - Video looping: No loop
 - Supply a backup static image (first frame of video preferred) of the same size.
- **Click through:** URL required

Details:

- Pleasing to the eye, not too detailed behind the map
- Must not interfere with the readability with the map labels, current extremes or rain radar/forecast boxes.
- Will be frequency capped to 3 impressions per user per day
- ***All final artwork needs to be approved by MetService.***
- Should not mimic any weather patterns or pull in the weather in a way that would be confusing to our users.

Please note this placement shows on browser window width size 1280px and above

Submission deadline: 7 working days prior commencement of campaign.

All final artwork needs to be approved by MetService. To avoid reworking it's best if the advertiser can supply the concept and a rough visual for initial approval early on in the process.

Homepage Map Integration

Adds additional features that interact with the map, background or labels for e.g. hovers.

- Submission deadline: 7 working days minimum prior commencement of campaign
- Icons on map dimensions (if required): Must not exceed 100px width.
- Hover dimensions (If required) : mouse over/hover over image: maximum 120px or smaller but must be easily legible/not blurry.
- Format: .png. or svg. Must have transparent background. Static image. We will take care of the implementation to suit your requirements.
- Click through: URL if required
- Details from Homepage Takeover also apply.



Desktop Interstitial

Desktop Interstitial is a clickable banner which displays over a black background upon your first visit to metservice.com for the day. The Interstitial is accompanied by a monster billboard with 100% SOV on the day.

Please supply the following for the Desktop Interstitial:

- Dimensions: 970x550 px
- Max file size: 250kb
- Format: .png .jpg or .gif (No transparency).
- Animation: Allowed, maximum 7 seconds
- Targeting: Run of Site (excludes Severe Weather)
- Frequency Cap: 1/day
- Availability: Three per month, no more than one per week.

Please also supply the supporting Monster Billboard creatives to spec (see page 5).

4 SwellMap Advertising

SwellMap.co.nz (external website)

The following advertisement formats available on this website include the below:

- Cross-platform mrecs
- Mobile Interstitial (OLI)
- Desktop half page
- Billboards

5 Other Apps

Rural & Marine App

Tile

- Dimensions: 320x50 and 640x100 images to be supplied
- Static images only – gif, png or jpg files (no transparency)
- Max file size: 50KB



Splash Screen - Please provide **all** of the following sizes for splashscreen at 72dpi:

- Format: Static jpg only
 - 640x960
 - 640x1136
 - 480x800
 - 1080x1920
 - 1600x2560

iPad App

Mrec - Standard specs apply

Interstitial

Full Page overlay. Currently this placement is the same 320x460px size as on mobile, and part of the mobile Interstitial placement.

- Max file size: 150kb
- Static .jpg, .gif or .png.
- Can supply click/impression trackers
- Background must be opaque
- Auto close after 7 seconds
- Deadline – 3 working days
- Please note all 3rd party ad tags must be secure

6 Email Advertising

Available on the following emails: Seasonal Outlook.

Mrec Available in this position. Non-standard specs apply:

- Dimensions: 300x250px
- Max file size: 150kb
- Format: .jpg, .gif or .png. only.
- Please note: animation does not work on some email clients.

7 Deadlines & Formats

Please note: If advertisements do not meet the specifications, MetService may be unable to load the campaign, and the client will be asked to revise the creative at their own cost.

Terms and Conditions can be found [here](#) (PDF)

Deadlines

Creatives must be received no later than 3 working days before the commencement of the advertisement.

For more information, please contact: trafficking@metservice.com.

Resolution

All images must be 72dpi.

CPU Consumption Standards

As the national alerting authority for weather warnings, we prioritise public safety first and foremost. As such, we must ensure that any ads on our site are implemented efficiently and not affecting end users.

Please keep maximum CPU usage to 1% or below, as measured by our standard test machines. Current campaigns that are consuming greater than 5% CPU per advertisement on our test machines will have 1 week to substantially reduce CPU consumption or we will need to terminate the campaigns. If there is any uncertainty, we can validate for you in our test environment before going live.

HTML5 Creatives

HTML5 creatives are supported on web and mobile platforms. **Please use the following specifications to develop your HTML5 advertisements:** *(Links below open in new window/tab)*

- [Requirements](#)
- [Example HTML5 files](#)
 - ⇒ Please check your creative on [this HTML5 validator](#) before sending through to make sure your creative has no issues.



HTML & Rich Media Creatives

The following specifications are required to run HTML creative

- JavaScript is accepted.
- All common tag formats accepted
- Ensure that “_blank” is set as the destination within the HTML code
- Expanding creatives are accepted, please inform beforehand if you are going to use them.
- Expansion must be user initiated (either rollover or click).
- Any sound in a creative must be user activated via an obvious button (not a rollover) AND contain a mute button.
- Must follow CPU guidelines

Rich media is available, subject to negotiation.

Data Integrated Creative

- Please refer to your account manager for details

Standard formats

- HTML
- Javascript

Creative files must be included with third party tags, and all click through urls must open in a new browser window or tab.

Accepted third party redirects

- Double Click (preferred)
- Sizmek

Please note that many types of Rich Media are only available via Third Party Suppliers such as DoubleClick, Sizmek or Facilitate and that additional costs incurred for Third Party serving are to be absorbed by the client or advertiser.

Polite Loading

The Polite Banner is an HTML enabled banner ad that uses polite, sequential downloading and proprietary compression technology to allow for extra-large file sizes that load after the page content has loaded.

- File Size: 150kb initial Load,
- 1.5MB max polite load

8 Bookings, pricing & trafficking

Any booking inquiries please contact:

Auckland Contacts

Mel Graham

Key Account Manager

Mobile +64 27 518 5424

Mel.Graham@metSERVICE.com

Kathryn Blackmore

Key Account & Partnerships Manager

Mobile +64 27 349 0546

Kathryn.Blackmore@metSERVICE.com

Tianze Yu

Programmatic Manager

Mobile +64 21 072 0066

Tianze.Yu@metSERVICE.com

Hayleigh Kelly

Direct Key Account Manager

Mobile +64 21 247 0311

Hayleigh.Kelly@metSERVICE.com

Lilly Harper

Account Manager

Mobile +64 27 246 4163

Lilly.Harper@metSERVICE.com

Wellington Contacts

Kylee Davidson-Corrin

Account Manager

Mobile +64 27 261 8973

Kylee.DavidsonCorrin@metSERVICE.com

Pricing

Please refer to [rate card](#) for costs.

Creatives and trafficking

Please send your creative(s) to: trafficking@metSERVICE.com

